



DCA10SPXU4C

MQ POWER Series Generator

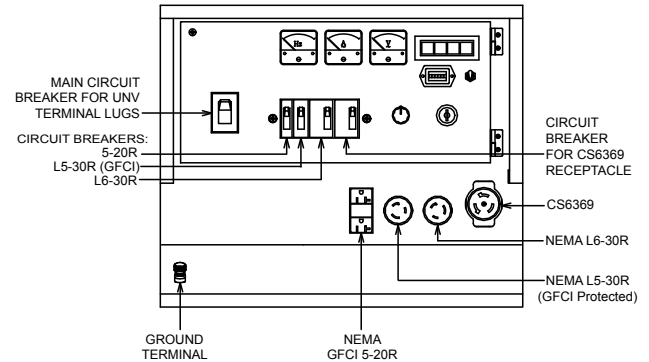
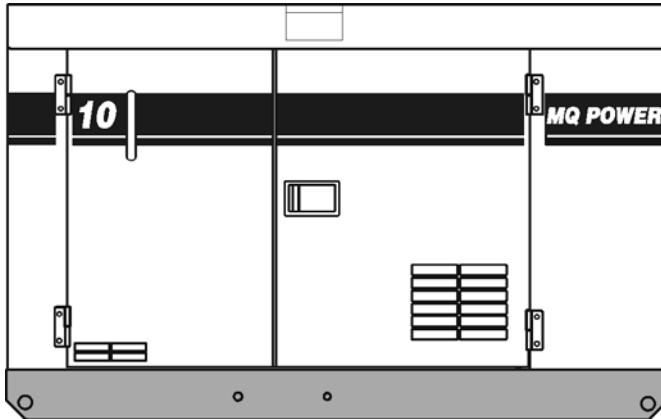


WhisperWatt™

Prime Rating — 10 kW (10 kVA)

Standby Rating — 11 kW (11 kVA)

Single-Phase, 60 Hertz, 1.0 PF



Generator Control Panel

STANDARD FEATURES

- **Excellent voltage regulation** — power is controlled within $\pm 0.5\%$ of mean voltage. External regulator.
- **Complete power panel** — fully covered; NEMA standard, single-phase receptacles including:
 - 1 - 120V, 20A Duplex with GFCI 5-20R
 - 1 - 120V, 30A Twistlock L5-30R (GFCI protected)
 - 1 - 240V, 30A Twistlock L6-30R
 - 1 - 120/240 50A Twistlock CS6369
- **Mainline circuit breaker** — thermal-magnetic trip mechanism, 45 Amp rating.
- **Brushless generator design** — reduces service and maintenance requirements.
- **Automatic safety shutdown system** — monitors the water temperature and engine oil pressure. Warning lights indicate abnormal conditions.
- **Sound attenuated, weather resistant, steel housing** — standard baffles and insulation to reduce operating noise levels to as low as 61 db(A) at 23 feet.
- **Easy maintenance single-side design** — provides quick, direct access to all filters. External fluid drain extensions allow fast, easy service.
- **Fully lockable enclosure** — allows safe unattended operation. Single point lifting capability.
- **E-coat and powder coat paint** — provide durability and weather protection.

- **Complete instrumentation** — easy-to-read, illuminated control panel.
- **Electronic Governor Control** — maintains frequency to within $\pm 0.25\%$ from no load to full load.
- **Control Panel instrumentation** — includes voltage regulator control, ammeter, voltmeter, frequency meter, idle switch, alarm lamp (oil, water, charging, pre-heat), hour meter, keyed starter switch and AC circuit breaker.

OPTIONAL FEATURES

- **Automatic start/stop control** — automatically starts and monitors generator during power failure when used in conjunction with a transfer switch.
- **Jacket water heater** — for easy starting in cold climates.
- **Solid state battery charger** — provides fully automatic and self-adjusting charging to the generator's battery system.
- **Fuel/water filter** — effectively separates damaging condensation from fuel.
- **Emergency stop switch** — when manually activated, shuts down generator in the event of an emergency.
- **Single-wall or double-wall sub-base fuel tanks** — additional fuel cell for extended run time. Available in a variety of configurations.
- **Trailer mounted package** — highway legal trailer with single axle configuration. Extra capacity fuel tank is also available.



DCA10SPXU4C

MQ POWER Series Generator

SPECIFICATIONS

Generator Specifications

Design	Revolving field, self-ventilated Drip-proof, single bearing
No. of Poles	4-pole
Excitation	Brushless with AVR
Number of Leads	4
Generator RPM	1800
Voltage Regulation (No load to full load)	±0.5%
Power Factor	1.0
Frequency	60 Hz
Armature Connection	Series
Insulation	Class F
Sound Level dB(A) Full load at 23 feet	61

Engine Specifications

Make / Model	Kubota/ D1503
Emissions	EPA Tier 4 Certified
Design	3-cylinder, 4-cycle, Water Cooled, Direct Injection
Displacement	1499 cc
Bore x Stroke	3.23 in x 3.63 in (83 mm x 92.4 mm)
SAE Gross Horsepower	24.8 hp (18.5 kW)
HP at Rated Speed	18.4 hp (13.7 kW)
Compression Ratio	21.6 : 1
Engine Speed	1800 rpm
Starting System	Electric
Battery	12V 70Ah x 1
Oil Capacity	1.48 gal (5.6 L)
Coolant Capacity	1.85 gal (7.0 L)

Generator can be placed on MQ Trailer Models TRLRMP, TRLRMPXF and TRLR75XF2.

WARRANTY*

Kubota Engine

24 months from date of purchase or 2000 hours (whichever occurs first).

Generator

24 months from date of purchase or 2000 hours (whichever occurs first).

Trailer

12 months excluding normal wear items.

*Refer to the express written, one-year limited warranty sheet for additional information.

Manufactured by Denyo Co.

Your MultiQuip dealer is:



Generators NOW!

4404 W Hillsborough Ave, Tampa FL 33614
1-800-240-1479 www.generatorsnowllc.com
generatorsnowllcsales@gmail.com

© COPYRIGHT 2017 MULTIQUIP INC.

DCA10SPXU4C Rev. #2 (12/13/17)

Fuel System

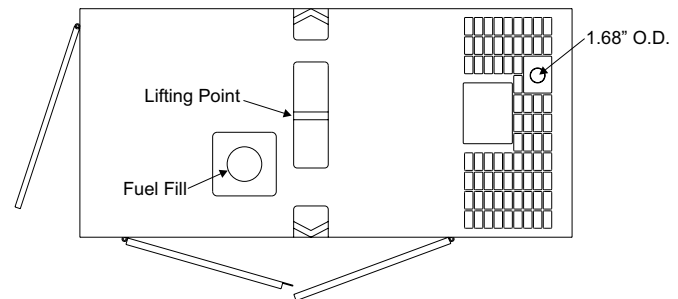
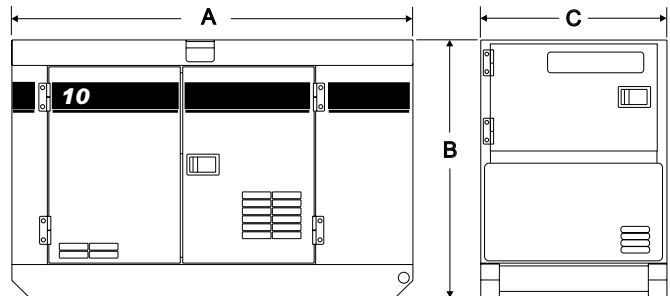
Fuel Tank Capacity	16.4 gal (62.0 L)
Fuel Consumption	gal/hr (L/hr)
100% load	0.97 (3.7)
75% load	0.75 (2.8)
50% load	0.58 (2.2)
25% load	0.44 (1.7)

Exhaust System

Gas Flow (full load)	109.1 cfm (3.09 m ³ /min)
Gas Temperature	1005.8 °F (541 °C)

Weights and Measurements

Housing	A	B	C
	55.12 in (1400 mm)	35.43 in (900 mm)	25.59 in (650 mm)
Approx Dry Weight	1,107 lbs (502 kg)		
Approx Wet Weight	1,250 lbs (567 kg)		
Max. Lifting Point Capacity	2,000 lbs (907 kg)		



NOTICE

Specifications sheet is subject to change and is not intended for use in installation design.



MULTIQUIP
POST OFFICE BOX 6254
CARSON, CA 90749
310-537-3700 • 800-883-2551
FAX: 310-604-3831
E-MAIL: sales@multiquip.com
WEBSITE: www.multiquip.com